

## LOFTED BARN

- ◆ 8ft wide painted sheds include 46" single door with 6' 3" wall.
- ◆ 10ft and wider sheds include double doors and 6'6" Sidewall



8ft wide with 46" single door.



Trusses Spaced  
2ft On Center.

Size	Price	36 mo.	60 mo.
8X12	3,383.00	156.62	122.57
10X12	3,942.00	182.50	142.83
10X16	4,712.00	218.15	170.72
10X20	5,597.00	259.12	202.79
12X16	5,507.00	254.95	199.53
12X20	6,480.00	300.00	234.78
12X24	7,457.00	345.23	270.18
12X28	8,428.00	390.19	305.36
12X32	9,405.00	435.42	340.76
12X36	10,382.00	480.65	376.16
14X32	11,045.00	511.34	400.18
14X36	12,164.00	563.15	440.72
14X40	13,284.00	615.00	481.30
16X36	13,946.00	645.65	505.29
16X40	15,218.00	704.54	551.38

## LOFTED GARDEN

- ◆ Lofted Garden has double doors and 2 windows with a 6'6" Sidewall.
- ◆ Lofted Garden Shed 10X12 includes only 1 window and double doors.



Vinyl Lofted Garden  
with shutters and transom windows



Painted Lofted Garden

Size	Price	36 mo.	60 mo.
10X12	4,042.00	187.13	146.45
10X16	4,912.00	227.41	177.97
10X20	5,797.00	268.38	210.04
12X16	5,707.00	264.21	206.78
12X20	6,680.00	309.26	242.03
12X24	7,657.00	354.49	277.43
12X28	8,628.00	399.44	312.61
12X32	9,605.00	444.68	348.01
12X36	10,582.00	489.91	383.41
14X32	11,245.00	520.60	407.43
14X36	12,364.00	572.41	447.97
14X40	13,484.00	624.26	488.55
16X36	14,146.00	654.91	512.54
16X40	15,418.00	713.80	558.62

## DELUXE GARDEN

- ◆ (2) 2X3 & transom windows, single & double door, & lofts included. 6'6" Sidewall



Deluxe Lofted Garden



Deluxe Garden Shed with Roof Overhang  
Add \$1,000 for dormer with 3 transom windows.  
Add \$800 for A-frame dormer with octagon window




Octagon Window Dormer

Size	Price	36 mo.	60 mo.
10X16	5,397.00	249.86	195.54
10X20	6,282.00	290.83	227.61
12X16	6,192.00	286.67	224.35
12X20	7,165.00	331.71	259.60
12X24	8,142.00	376.94	295.00
12X28	9,113.00	421.90	330.18
12X32	10,090.00	467.13	365.58
12X36	11,067.00	512.36	400.98
14X32	11,730.00	543.06	425.00
14X36	12,849.00	594.86	465.54
14X40	13,969.00	646.71	506.12
16X36	14,631.00	677.36	530.11
16X40	15,903.00	736.25	576.20

We Use Premium Materials in Constructing Your Shed!

## UTILITY

- ◆ 10ft and wider sheds have 7'8" sidewalls, double doors and 4ft shelf.
- ◆ 8ft wide sheds include 46" single door with 6' 3" wall.



8ft wide with single door.



Size	Price	36 mo.	60 mo.
8X8	2,444.00	113.15	88.55
8X12	3,029.00	140.23	109.75
10X12	3,686.00	170.65	133.55
10X16	4,445.00	205.79	161.05
10X20	5,228.00	242.04	189.42
12X16	5,228.00	242.04	189.42
12X20	6,102.00	282.50	221.09
12X24	6,976.00	322.96	252.75
12X28	7,845.00	363.19	284.24
12X32	8,723.00	403.84	316.05
12X36	9,597.00	444.31	347.72
14X32	10,255.00	474.77	371.56
14X36	11,260.00	521.30	407.97
14X40	12,262.00	567.69	444.28
16X36	12,926.00	598.43	468.33
16X40	14,058.00	650.83	509.35

## GARDEN SHED

- ◆ 10ft and wider sheds have 7'8" sidewalls, 2X3 window, double doors and 4ft shelf.
- ◆ 8ft wide sheds include 2X3 window & 46" single door with 6' 3" wall.



8ft wide with single door.



Size	Price	36 mo.	60 mo.
8X8	2,544.00	117.78	92.17
8X12	3,129.00	144.86	113.37
10X12	3,786.00	175.28	137.17
10X16	4,545.00	210.42	164.67
10X20	5,328.00	246.67	193.04
12X16	5,328.00	246.67	193.04
12X20	6,202.00	287.13	224.71
12X24	7,076.00	327.59	256.38
12X28	7,945.00	367.82	287.86
12X32	8,823.00	408.47	319.67
12X36	9,697.00	448.94	351.34
14X32	10,355.00	479.40	375.18
14X36	11,360.00	525.93	411.59
14X40	12,362.00	572.31	447.90
16X36	13,026.00	603.06	471.96
16X40	14,158.00	655.46	512.97

## COTTAGE SHED

- ◆ 6'6" Wall Height. 16ft and longer include 2 windows. 12ft long includes 1 window.
- ◆ 8ft wide sheds have 46" single door and 6'3" wall height.



Size	Price	36 mo.	60 mo.
8X12	3,179.00	147.18	115.18
10X12	3,836.00	177.59	138.99
10X16	4,695.00	217.36	170.11
10X20	5,478.00	253.61	198.48
12X16	5,478.00	253.61	198.48
12X20	6,352.00	294.07	230.14
12X24	7,226.00	334.54	261.81
12X28	8,095.00	374.77	293.30
12X32	8,973.00	415.42	325.11

Sheds Are Measured Eave to Eave.

## GREEN HOUSE



- ◆ Shutters & Window Boxes
- ◆ Transom Windows above Door.
- ◆ Auto Vent on rear wall.
- ◆ Windows.
- ◆ Dutch Door.
- ◆ Clear Roof.
- ◆ Interior Shelving.
- ◆ Painted Interior.

Size	Price	36 mo.
8X8 (6 windows)	4,452.00	206.11
8X12 (8 windows)	5,366.00	248.43
10X12 (8 windows)	5,775.00	267.36
10X16 (12 windows)	7,235.00	334.95
10X20 (16 windows)	8,700.00	402.78
12X16 (13 windows)	8,520.00	394.44
12X20 (17 windows)	10,122.00	468.61
12X24 (21 windows)	11,655.00	539.58

Trusses Spaced  
2ft On Center.

## GARAGE



Optional Wainscot. Add \$150.00

- ◆ Garage has 7'8" sidewalls, 9X7 garage door, wood entry door, and 2X3 window.
- ◆ 3/4" floor on 2X6 Floor joist spaced 12" on center.
- ◆ Double Floor add \$2 per square ft.
- ◆ Insulated garage door add \$200.00

Size	Price	36 mo.	60 mo.
12X16	6,223.00	288.10	225.47
12X20	7,097.00	328.56	257.14
12X24	7,971.00	369.03	288.80
12X28	8,840.00	409.26	320.29
12X32	9,718.00	449.91	352.10
12X36	10,592.00	490.37	383.77
14X32	11,250.00	520.83	407.61
14X36	12,255.00	567.36	444.02
14X40	13,257.00	613.75	480.33
16X36	13,921.00	644.49	504.38
16X40	15,053.00	696.90	545.40
16X44	16,186.00	749.35	586.45
16X48	17,319.00	801.81	627.50

## LOFTED GARAGE



- ◆ Lofted Garage has 6'6" sidewalls, 9X7 garage door, wood entry door, and 2X3 window.
- ◆ 3/4" floor on 2X6 Floor joist spaced 12" on center.
- ◆ Double Floor add \$2 per square foot.
- ◆ Insulated garage door add \$200.00

Size	Price	36 mo.	60 mo.
12X16	6,502.00	301.02	235.58
12X20	7,475.00	346.06	270.83
12X24	8,452.00	391.30	306.23
12X28	9,423.00	436.25	341.41
12X32	10,400.00	481.48	376.81
12X36	11,377.00	526.71	412.21
14X32	12,040.00	557.41	436.23
14X36	13,159.00	609.21	476.78
14X40	14,279.00	661.06	517.36
16X36	14,941.00	691.71	541.34
16X40	16,213.00	750.60	587.43
16X44	17,484.00	809.44	633.48
16X48	18,756.00	868.33	679.57



Garages floors have 2X6 floor joists 12" on center. For extreme duty applications, a double floor is available for an additional \$2 per square foot.

## CABIN

- Includes (4) 2X3 windows and a 9-lite entry door.
- Due to limited space, 10' wide has only 3 windows.
- 7'8" Wall Height. Choice of 4ft or 6ft Porch.



Size	Price	36 mo.	60 mo.
10X16	5,771.00	267.18	209.09
10X20	6,538.00	302.69	236.88
12X16	6,760.00	312.96	244.93
12X20	7,628.00	353.15	276.38
12X24	8,507.00	393.84	308.22
12X28	9,381.00	434.31	339.89
12X32	10,249.00	474.49	371.34
12X36	11,124.00	515.00	403.04
14X32	11,786.00	545.65	427.03
14X36	12,792.00	592.22	463.48
14X40	13,799.00	638.84	499.96
16X36	14,462.00	669.54	523.99
16X40	15,596.00	722.04	565.07
16X44	16,730.00	774.54	606.16
16X48	17,864.00	827.04	647.25

- Includes 9-lite entry door & (4) 2X3 windows.
- Due to limited space, 10' wide has only 3 windows.
- 6'6" Wall Height. Choice of 4ft or 6ft Porch.

## LOFTED CABIN



Add \$700 for Deluxe Lofted Cabin.

Includes 5ft swing and octagon loft window

Standard Lofted Cabin

Size	Price	36 mo.	60 mo.
10X16	6,013.00	278.38	217.86
10X20	6,902.00	319.54	250.07
12X16	7,035.00	325.69	254.89
12X20	8,012.00	370.93	290.29
12X24	8,983.00	415.88	325.47
12X28	9,965.00	461.34	361.05
12X32	10,937.00	506.34	396.27
12X36	11,914.00	551.57	431.67
14X32	12,576.00	582.22	455.65
14X36	13,700.00	634.26	496.38
14X40	14,814.00	685.83	536.74
16X36	15,482.00	716.76	560.94
16X40	16,749.00	775.42	606.85
16X44	18,015.00	834.03	652.72
16X48	19,281.00	892.64	698.59

## LOFTED CASITA

- Includes (4) 2X3 windows, 9-lite entry door, and double wood doors.

6'6" Wall Height. 4ft X 12ft Porch



Size	Price	36 mo.	60 mo.
12X16	7,378.00	341.57	267.32
12X20	8,355.00	386.81	302.72
12X24	9,327.00	431.81	337.93
12X28	10,304.00	477.04	373.33
12X32	11,276.00	522.04	408.55
12X36	12,252.00	567.22	443.91
14X32	12,915.00	597.92	467.93
14X36	14,040.00	650.00	508.70
14X40	15,158.00	701.76	549.20
16X36	15,821.00	732.45	573.22
16X40	17,092.00	791.30	619.28



Proper insulation is required prior to heating inside a shed to prevent condensation. We recommend upgrading to our vinyl insulated windows if you are needing insulated / heated storage. Warranty does not cover condensation damage / mold caused by heating without adequate insulation.

March 2026

## CHICKEN COOP

- ◆ Includes (4) 2x3 windows (1) Wood Door & (1) chicken door.
- ◆ Chicken coops must adequate ventilation to prevent condensation.
- ◆ Only available in LP SmartSide w/studs spaced 24" on center.



Size	Price	36 mo.	60 mo.
8X8	2,960.00	137.04	107.25
8X12	3,584.00	165.93	129.86
8X16	4,276.00	197.96	154.93

## DOG KENNEL

- ◆ Dog kennels include 1 window.
- ◆ 8x16 includes divider on porch only.
- ◆ No inside dividers included in price.



- ◆ Add \$3 per square foot for composite decking on outside run.

Size	Price	36 mo.	60 mo.
8X8	2,960.00	137.04	107.25
8X12	3,584.00	165.93	129.86
8X16	4,276.00	197.96	154.93

## BARN

- ◆ 8ft wide barns include a 46" single wood door.
- ◆ 10ft & 12ft wide barns have double doors.



Size	Price	36 mo.
8X8	2,352.00	108.89
8X12	2,840.00	131.48
10X12	3,309.00	153.19
10X16	3,956.00	183.15
12X16	4,683.00	216.81
12X20	5,415.00	250.69
12X24	6,155.00	284.95
12X32	7,703.00	356.62

## STUDIO SHED

- ◆ Studio Shed includes double doors & transom windows.



Size	Price	36 mo.
8X12	3,404.00	157.59
8X16	3,990.00	184.72
10X12	4,061.00	188.01
10X16	4,845.00	224.31
10X20	5,628.00	260.56
12X16	5,628.00	260.56
12X20	6,527.00	302.18
12X24	7,426.00	343.80

## PAVILION

- ◆ Treated floor joist and skids.
- ◆ Composite deck boards.
- ◆ 6x6 Painted Posts.



Size	Price	36 mo.
10X12	4,725.00	218.75
10X16	5,250.00	243.06
12X12	5,145.00	238.19
12X16	5,775.00	267.36
12X20	6,825.00	315.97
12X24	7,875.00	364.58
14X16	6,930.00	320.83
14X20	8,400.00	388.89
14X24	9,660.00	447.22

## PLAYHOUSE

- ◆ 6'3" wall height.
- ◆ Wood entry door.
- ◆ 3ft porch with vinyl railing and composite decking.
- ◆ (3) 2x3 windows and octagon window.



Size	Price	36 mo.
8X12	3,584.00	165.93
8X16	4,276.00	197.96
10X12	4,149.00	192.08
10X16	5,002.00	231.57
10X20	5,855.00	271.06


# GAZEBO

4-sided Double Roof Add 6%



Shown with optional screen

Octagon Double Roof Gazebo



4-sided Single Roof



A - Roof 5% Less



Shown with optional screen

- ◆ Prices include 3 sections of bench.
- ◆ Additional bench section \$75.00.
- ◆ Additional 5ft swing \$400.00

- ◆ Paint colors on the back of brochure are colors available for the posts and railing. Painted Railing is standard. Add 8% for Stained Railing.
- ◆ Add 25% for screen. Includes screen under floor and screen door.
- ◆ Add 8% for shingle roof on Gazebos and Pavilions.

Brown Composite Floor

Gray Composite Floor

## Double Roof Octagon Gazebo

Size	Price	36 mo.	60 mo.
8X8 (no Swing)	4,608.00	213.33	166.96
10X10 (no Swing)	5,440.00	251.85	197.10
12X12 (no Swing)	6,451.00	298.66	233.73
8X12 (w/Swing)	6,080.00	281.48	220.29
10X12(w/Swing)	6,880.00	318.52	249.28
10X16 w/Swing)	8,080.00	374.07	292.75
12X16 (w/Swing)	9,082.00	420.46	329.06
12X18 (w/Swing)	9,677.00	448.01	350.62
12X20 (w/Swing)	10,368.00	480.00	375.65
12X24 (w/Swing)	12,442.00	576.02	450.80
12X28 (w/Swing)	15,360.00	711.11	556.52

## OPTIONS

4' Heavy Duty Ramp	200.00	18" Octagon Window	100.00
6' Heavy Duty Ramp	300.00	18" Insulated Octagon Window	250.00
8' Heavy Duty Ramp	400.00	2'x3' Window	100.00
6'X7' or 6'X6' Roll-Up Door	795.00	3'x3' Window	125.00
9'X7' or 8'X7' Garage Door	795.00	2'x3' Vinyl Insulated Window	200.00
Insulated Garage Door Add	200.00	3'x3' Vinyl Insulated Window	250.00
Windows in Garage Door Add	350.00	3'x4' Vinyl Insulated Window	300.00
Loft Door	100.00	Transom Windows (set)	150.00
1" Foam Insulation per sq. Ft	2.50	Insulated Transom Windows(set)	300.00
2' Shelving (per running ft)	8.00	Transom Dormer	1,000.00
4' Shelving (per running ft)	12.00	Octagon Window Dormer	800.00
5' Swing	400.00	46" Single Wood Door	100.00
12" on center floor joist.	200.00	70" Double Wood Door	200.00
Double Floor add per sq. ft.	2.00	Solid Fiberglass Entry Door	430.00
Flower Box	40.00	Fiberglass Entry Door 9-lite	480.00
Shutters (set)	40.00	Custom Color Metal or Paint	100.00
Wood Cupola	350.00	Vinyl Siding (stock colors)	+ 10%
Metal Wainscot	150.00	Vented Ridge Cap per foot	5.00

Build-on-site fee is additional 10% (minimum \$1,000.00) (Full payment required with Build-on-site orders.)  
Build-on-site fee is for sheds only. (Not for Gazebos and Pavilion.)

Sheds Are Measured Eave to Eave.

# Hoosier Sheds

- ◆ 6 Year warranty on New Sheds.
- ◆ Used/Repo sheds do not have warranty.
- ◆ 2X6 floor joist & 2X6 loft joist 10ft and wider.
- ◆ 2X4 floor joist on 8ft wide sheds.
- ◆ Pressure Treated Floor Joist and Foundation Skids.
- ◆ 8ft & 10ft wide sheds have 2 skids.
- ◆ 12ft, 14ft, & 16ft wide sheds have 4 skids.
- ◆ Wall Studs spaced 16" on center on sheds with wood siding and vinyl siding.
- ◆ Wall Studs spaced 24" on center on sheds with metal siding and on chicken coops.
- ◆ Trusses spaced 24" on center.

[www.hoosiersheds.com](http://www.hoosiersheds.com)

*Free Delivery and Setup Within 40 Miles!*



**Rent-To-Own** was established as an alternative to mini-warehousing. Our no strings plan allows you to have your own storage facility for your backyard or business, when and where you need it. The low monthly rental rates are comparable to mini warehousing rates per square foot. You are not required to fill out a credit application, nor are you required to keep your building. Rent-to-own prices are based on 36 or 60 months.

## Paint



## Metal

Stock Roof Colors



Ask your dealer for metal color chart to see all of the metal colors available for roofing and siding. Add \$100 for special metal colors. Add \$5/foot for vented ridge cap.

## Shingles

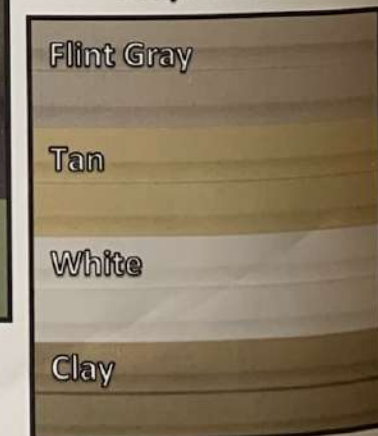
\* Add \$100 for shingle roof.



## Urethane



## Vinyl Colors



Please note colors may vary due to printing process. See dealer for actual color sample. We are not responsible for permits or code restraints. It is the customer's responsibility to obtain the required permits. Prices are subject to change without notice. All printed information is considered accurate, but is not guaranteed. Sheds are measured eave to eave due to DOT restrictions. Hoosier Sheds price list valid for March 2026.